


Summer 2023
Issue Number 3

Lapwing



Student
Magazine

d

Contents



- p3 – West Stow Review by Hayden
- p4 – The Sweded Movie Project
- p8 – Pokemon Crossword
- p9 – Living with Autism by April
- p10 – North Group Fundraising Project
- p12 – Exhibition Review by Lauren
- p16 – A Visit to National Coastguard by Ethan
- p18 – Mental Health Star by Tilda
- p19 – Our Achievements This Term
- p20 – Using a Frying Pan by Zac
- p22 – Book Recommendation by I.R.
- p24 – A Visit to Colchester Castle
- p25 – Visit Review of the INK Theatre Short Plays by C.K.
- p26 – INK Festival Review by Freya
- p27 – Creative Writing
- p28 – Creative Writing by B.F.
- p29 – Creative Writing – Catching a Penguin
- p31 – Fact Sheet About Norwich Cathedral by C.K.
- p33 – Exhibition Review by Xander
- p35 – Exhibition Review by Maria
- p38 – Interview with Lapwing Student Arohn
- p41 – Dear Lapwing by Stevie

West Stow Review by Hayden

My tutor and I went to West Stow Anglo-Saxon village on the 10th of January which is located north of Bury St. Edmunds about a one hour drive from Norwich. It cost around £6 per person for the day.



The village

The village is a reconstruction of what Anglo-Saxon houses looked like. There were many houses for different jobs for the inhabitant's such as farming, crafting, and weaving. All the houses had one room with a fire in the middle.



The museum

The museum really was interesting it had many artefacts such as combs, cremation pots, sword, stone coffin, clothing/jewellery.

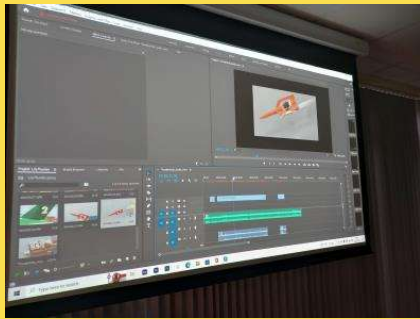


I recommend going in the summer or spring because there is lots to see outside. I would suggest going to the village first because its more convenient as the museum is on the way out.






The Sweded Movie Project



What is a Sweded Movie?

A Sweded movie is a movie made with a very low budget that copies a trailer from another film.



Our Sweded Movies

What did you do? How did you do it?
We copied the trailer from The Conjuring. We used whatever we could find to make the props. We watched the original trailer and copied it as best as we could.





Thunderbirds - Sweded movie by Lily



Lily has applied:

- Making models,
- Set creation,
- Practical effects,
- In shot tracking (a type of animation)
- Chroma key ("green screen")
- Video layering
- Audio editing





The Conjuring – Sweded movie




Alfie, CJ and Stevie made this Sweded version of The Conjuring.

The Conjuring Group has applied:

- Making models,
- Set creation,
- Forced perspective,
- Live action,
- Practical effects,
- Video layering
- Audio editing



Pokémon cross word



Created using the Crossword Maker on TheTeachersCorner.net

Across

2. You might _____ your neighbourhood to find Pokémon
3. Sometimes you need to _____ to weaken the Pokémon
5. A device to catch Pokémon
6. A Pokémon that is immune from normal moves

Down

1. A creature that can be caught
4. People who catch Pokémon


Pokemon Crossword



LIVING WITH AUTISM

I was diagnosed with autism when I was fifteen, after struggling for years not knowing why I felt different. My diagnosis was a relief and helped me understand my needs. I can now identify the strengths in my personality due to my autism. I love my childlike sense of humour, and the joy this brings those around me.

I wrote this poem to express the difficulties I have felt through my time being diagnosed with autism. It is important to remember the positives and negatives of this disorder, it doesn't identify me but it's a huge part of me that I am growing to love and accept.

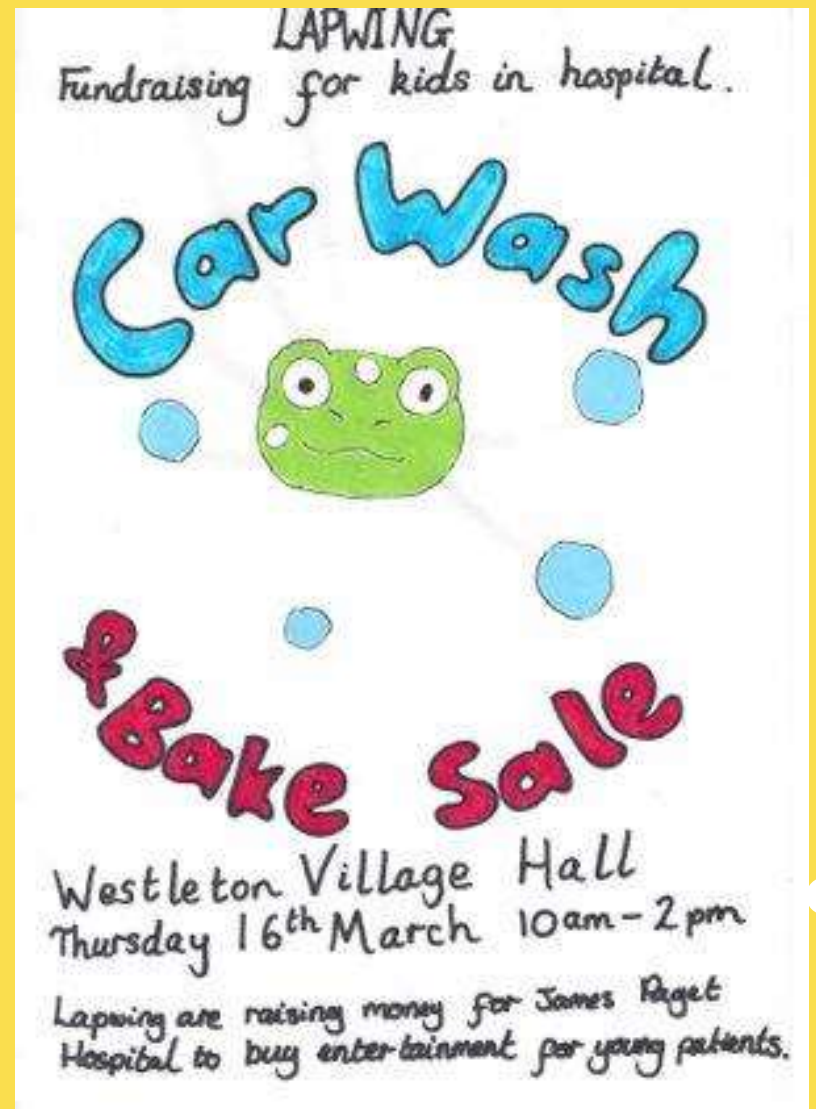


**Sometimes I wonder
Sometimes I do
I would like to know
What life would be like without you
My minds so active
My minds so full
Most of the time I don't even know
what to do.
I compare myself to people and
struggle to see why
My minds so repetitive it makes me cry.
People around me don't seem to
understand why
I wish I could stop it I really do
I think life would be better without
you.
By April**



North Group Fundraising

Another student was raising money for young people who were in the James Paget Hospital to help them get things like DVD players and games so that they can have entertainment when they have to stay in. We decided to help.





We did car washing and cake selling to make the money.



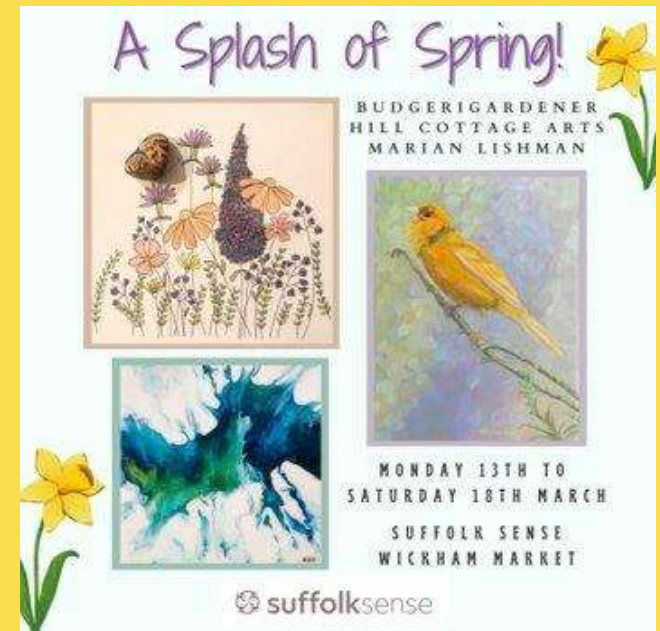
We raised £113.30

A Splash of Spring - Exhibition Review by Lauren

The exhibition was in a small shop, which was a gift store with a café. The exhibition was in its own room and the artists were there finishing setting up.

It looked welcoming from the outside and it was a nice place – the building was pretty, there was flowers on the door and signs showing you where to go.

There was a lot of art everywhere! On the walls, on shelves, tables and a rack of cards. I have seen art galleries before and the art was all on the walls and very spaced out, so this was different, but I thought it suited the artwork as it was all quite homely stuff – the majority of the pieces were things people might have bought to have in their homes. In fact, I bought a piece of the pebble art with the flowers! This was the first piece of artwork I have ever bought. It's cute and I love the little robin which was painted on the pebble. I'd really like to be able to draw the flowers like that, and that was partly why I bought it.







This is Mandy Renton's artwork. She has an obsession with birds! She had quite a lot of Australian birds – which I asked her about, and she said that she'd never been to Australia but that she is in social media groups about bird art and has lots of friends who are Australian.

She uses a lot of pastel in the background of her works, but most of them are bright and bold. The works are very detailed, with lots of little details on the birds, but the backgrounds are blended and not as detailed. That makes the bird the main focus.

She mostly uses oil paints and acrylics paints on canvases. Some of her work was printed cushions and mugs, and cards. The cushions was very nice to touch, very soft velvety texture.

The pastel artwork of the budgie is so bold and detailed. It's really good. Mandy told me that the bird is called Rosco and she uses him as inspiration and he helps her sell artwork – she uses him on social media with speech bubbles, and calls him her 'marketing manager'. She uses a lot of humour. She had also got some cards of paintings she had done of other birds but in the style of artists like Van Gogh, Andy Warhol and Picasso.





This is Marian Lishman's artwork. It is very marbelley, and a modern type – not entirely detailed but it has a meaning to her. They make me think of the ocean, beaches and the sea. It's not really my kind of thing – it's bold with the colours and simple but it's a bit cold and maybe a bit too clean. I like nature and animals and I really liked her sunflower one.

A lot of these artworks are made with resin on canvas.

I thought that these artworks were not at all related to spring.

I loved this painting of the sunflowers straight away, it caught my eye instantly.

It's bright yellow and a simple design. She has used the marbling aesthetic in the background and she uses this marbling a lot in her other pieces – it seems like her signature.

This was one of the most spring like things in the exhibition!





This artist was my favourite! Jenne paints on pebbles with quite a lot of detail. She said she took inspiration from Gallery Thea in Southwold for her drawing style. I want to go and visit Gallery Thea.

The exhibition was called 'A Splash of Spring' but even the artists said that they had only followed that loosely. There were a couple of things that were spring like – there were paintings of flowers and there were animals – a painting of a fox and an owl, and then all the birds made it feel a bit like spring. But it seemed that they had chosen the name because of the season the exhibition was in, rather than a theme for the work inside it, so I think the title of the exhibition was a bit misleading and I was expecting different artworks.

To enhance the display, they had lights specifically pointing at artworks, and there were big windows that provided a lot of light. They also had a tub of flowers which was like a tiny garden, which gave it another little spring like feel. It made it feel homely and comfortable. It was also good as there wasn't loads of people and this made me feel more comfortable.

I would recommend the exhibition to others if they like that type of style, and especially if they like birds! If you are in the area then it would be worth going to but I wouldn't travel miles.

When I was there, I learnt about how different people express their art and creativity in different ways – all three of them had completely different styles.




A visit to National Coastwatch by Ethan



Did you know that the walls in the tower are 3m thick?

Firstly we went to the Martello café to get a warm drink before going to the Martello tower. After we got our drinks we made our way to the Martello tower. Once we got there I was fascinated on how big the inside of the tower was. We went into the basement of the tower where all the ammunition and guns were stored. It was very cold and dark with lots of cobwebs but it was worth it. On the first level of the tower there is a map that shows all of the towers furthest going to Kent. The maps are well explained with a letter saying what tower it was.



After the tour of the basement and the first level we went to where the magic happens!!! The view of Felixstowe from the tower is really nice and relaxing. We were showed where the turrets used to be mounted onto the wall. on the third picture you can see a bracket on the bottom left side of the picture. Once we finished looking at the view we went into the control room. It was a awesome experience! Those binoculars were a one in a lifetime chance you could see around 6-7 miles from the control room. The amount of tech and knowledge you need to work there is mental. every year you have to take a exam to make sure your skills are still up to date.

To be able to have my signature near princess Anne's is a wonderful thing to know that for the rest of my life that signature is there that's a cool thing to know.

Mental Health Star by Tilda

Be active



Give



Connect



Learn



Take notice



I can attend Lapwing regularly and have extended my session time from 30mins - 3hrs!
(Zak)

I have come to nearly all my sessions, done some exercise (boxing) and got into a college starting in September. (CB)

I visited Colchester Castle and learnt new stuff about history.

I went to the library on my own-Maria.

A year ago, I couldn't do my exams but now I've got more patience and I know if I take it slow, I will get the markings I need to pass.

This year I've learned how to cook several different foods ranging from cakes, burgers and much more. The thing I'm most proud of is my Dorito burger recipe.

I used to have all my sessions at home, and now I have nearly all my sessions out in the community, and that's how far I've come!..Marley.

Our achievements this term

It's so inspiring to find out the steps forward that we all are making! Use this space to share something you have done this term that you are proud of - don't be shy... there is no achievement too big or too small!

Before lapwing, school wasn't right for me. I have attended multiple different schools and none of them ever worked out but now I'm nearly 16 I'm able to complete the work given and do the tasks that I need to do.

I started doing creative writing again after stopping for a long time. I enjoyed it and remembered that it is something I am good at, so I am going to do more. (MS)

I walked a dog! Her name is Mini, I liked it a lot! Tilda

This year I have made a crochet duck, gone on a bus by myself, do all my sessions outside of my home and have got in to college! Lauren



Using a Frying Pan by Zak

With Lapwing I have been learning how to cook basic meals. I have found the most useful tool in all of this has been the frying pan and considering how easy it is to use I think it's an important skill to learn and not hard at all.

Tips: In all of these you should preheat the frying pan and add either butter or some kind of cooking oil/spray, if your stove is gas then it'll heat up quicker! You should of course ask an adult how your individual stove works as all can be different!

3 Easy and Fast Breakfasts to Make on a Frying Pan

01


Scrambled Egg

Crack 2-3 eggs, best in a measuring jug, and whisk with a fork. Once done; you shouldn't have to whisk for long, pour it into the frying pan. Now use a metal/wooden spatula to separate the eggs once it starts to set in the pan. Do this until all of the egg has set and there's no liquid left, then you should be done! I recommend having toast with this for a good breakfast!

02

Bacon

Lay out the bacon on the pan and prepare a spatula, it'll shrink so don't worry if you can't fit all the bacon you want at first! Move the bacon around the pan and wait for the fat on the side to start to brown. Once it has, flip over the bacon, remember if it doesn't cook as much as you like you can flip it again and cook it for longer. Now cook it for a few more minutes until both sides look equally cooked and then you're done! While this might sound overwhelming to just 'cook until it's done', it really is a case of trying and once you get it right once, you know what to do!



03

Omelette

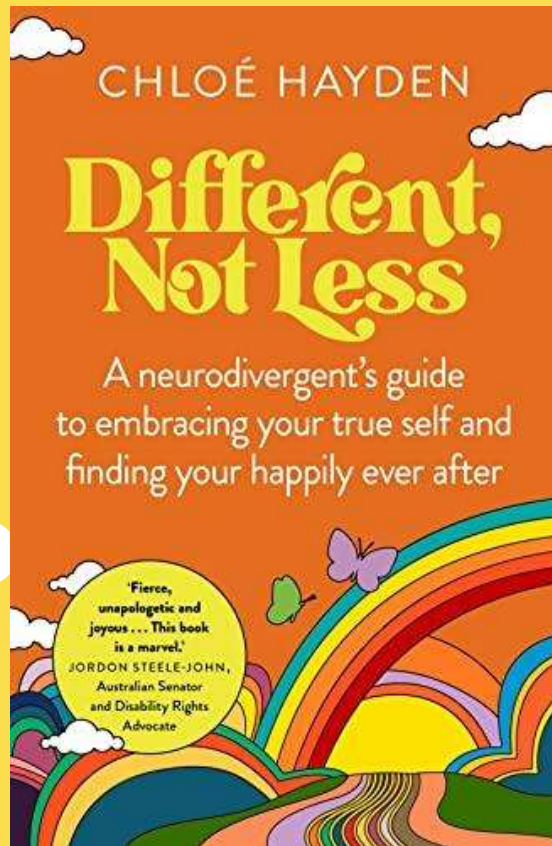
Similar to the scrambled eggs, whisk 2-3 eggs in a measuring jug and grate some cheese. You can add a variety of ingredients to an omelette, but just cheese is a good place to start! Pour the egg into the frying pan. Once the egg has started to set, drag a side from the edge into the middle using a metal spatula, pick up the pan and move the liquid egg into the space left behind. Repeat this on different edges until the egg has fully set. Once all is set, pour the grated cheese onto the egg and wait for it to melt into the egg. Now put your spatula underneath one side of the egg and attempt to flip it on top of the other, don't panic if this goes wrong! This is mostly cosmetic and doesn't affect the taste, as long as the two sides are on top of each other its fine! Now move it onto a plate and you're done!



By Zak S



Book recommendation by I.R.



I believe that everyone who has ever lived should read this book - Different, Not Less by Chloé Hayden.

I don't care who you are, or what neurotype you have, read this book. Now. I mean it. Go buy it, right now.

As a neurodivergent person, living in a painfully neurotypical world, it makes a nice change to read a book written specifically for neurodivergent people by a neurodivergent person. Full of factual information and her own experiences, Chloé Hayden, writes in a way that will inspire you to be more true to yourself. Inspiring, insightful, unapologetic, empowering - these are just some of the words I would use to describe this gem of a book. I learnt a lot about myself through reading it and I hope that you will too.

This book has made a really positive impact on me and I genuinely believe that other people will benefit from it as well.



" I longed for one person to see past what society told me I was, or what I never would be, and to see me, as me." Chloe Hayden



Visit to Colchester Castle

My woodland session got cancelled so we decided to go to Colchester castle and look at all the different generations of times.

The castle is around 1053 years old and is still standing to this day. It was built on a Roman temple and was made into a castle after. Colchester castle was in one of the big parks. The first thing we did was go upstairs where there were a lot of old items.



There were lots of old coins, necklaces, spoons, pots, knives and folk helmets, also a metal plate and doctors instruments. I came 3rd on the horse race second time round and had Leather reins as the controller.

The trip was good, I learnt some new stuff and would go again.

Visit Review of the INK Theatre Short Plays by CK

The Ring - Synopsis: a seasoned old pro has a few rude words of advice for a young, green wrestler about to step into the ring for the first time.

Comment: I liked the artistic portrayal of male to male relationship as it was gritty and realistic.

A Bright New Morning - Synopsis: The world is drowning and Melinda's younger brother appears to have lost the only boat.

Comment: I thought the acting was good but it relied a lot on the tension between the characters.

Ripped - Synopsis: Jack is keen on their sex life but Bella is not impressed.

Comment: Interesting as a study of human relationships intersected with effects of modern living impacting on the rhythm of life.

In the Box - Synopsis: A couple are puzzled by the sudden appearance of a small parcel.

Comment: I think it relied a lot on the comedic tension of them not getting on and the suspense of them opening the parcel.

Pineapple - Synopsis: a late night encounter takes an unexpected turn when a young clubber recognises an old classmate.

Comment: an intriguing portrayal of how the lives of people were one way, when you knew them, and have diverged as things have been thrown at them as the ebb and flow of life has worn them down; representations of what they became throughout that journey and continue on with the humdrum monotony of life.



@ The Cut,
Halesworth
17.4.23

INK Festival Review by Freya

I visited the Ink Youth Theatre Festival 2023 in Halesworth. They describe themselves as a vast and tantalising 'smorgasbord' of creativity. The festival offers short plays by experienced and first time writers in east Anglia.

I was interested in attending this festival because of my current academic focus being my silver arts award. I set myself the challenge of learning how to edit photos to portray the message of cleaning up our planet.

I was made aware that at the ink festival the plays were set out to create thought provoking conversations, in which some views would not be sitting happily with everybody.



from pen to
performance

ORGANISATION: The festival was held in Halesworth, Suffolk, a small town in the east of England. The first studio was set up in an old petrol station- this was a little cold but suited the storylines.

IMPACT: The themes covered in Show 1 were, libido, confidence, married life and relationships. All themes were portrayed quite explicitly, lots of the shows did this with humour which was enjoyable. They encouraged thought provoking conversations with other tutors and students. My only criticism is due to being a tutor student environment some of the issues were a little awkward to discuss.

In Show 2 the themes that arose were; infidelity, do two wrongs make a right?, and the argument surrounding abortion and cannibalism. After this show we were offered the opportunity to discuss the themes with the actors which supported the reasoning behind some of the plays as the message was often not clear due to being so shocking.

All in all, I had a good time, I found it entertaining yet thought provoking.






Creative Writing

I really enjoy creative writing and I thought it would be nice if lots of us made a creative writing piece that we could place in the Lapwing student magazine.

On the next slides are stories written by Lapwing students - there is a creative writing piece by BF that puts Shakespeare to shame and a story called 'Catching a Penguin' which was written using the alphabet improv game, where you take it in turns with someone else to use each letter of the alphabet to start each line.



My ideas for writing (but you can write about anything):


- The day things went wrong.
- My future life.
- I had a dream.....




A yellow banner at the top of the page features a treble clef on the left, a red circle, a white circle, and a pink triangle pointing right. The text 'Creative writing by BF' is centered in a light blue rounded rectangle.

Creative writing by BF


Here is my creative writing piece that puts Shakespeare to shame.

A small black musical note icon is positioned to the right of the text.

'Out of the blue, I got a call from Buckingham Palace to cook for the Coronation. I thought it was a hoax! However, I didn't want the job anyway as it would be too stressful. When they offered me £200,000 I knew they wanted me as I was the flavour of the century after my autobiography had smashed the charts in the UK and the USA. I kept holding out as I didn't really want to do it but then they offered me £500,000, a life changing amount of money. That's when I decided to accept the offer that changed my life for the better!


A small white circle is located to the left of the text.

They paid for everything; it was a dream kitchen! Top of the range equipment. I got to choose all my staff. I had 10 sous chefs, the most I have ever worked with. I even had Gordon Ramsey on my staff! He didn't like me being his boss but everyone else was amazing to work with.


A small black musical note icon is positioned to the left of the text.

I would love to talk about the food I cooked but unfortunately, it's classified for security reasons.

Amazingly, Charles and Camilla gave me a gift as they had enjoyed the food so much - it was a diamond that had fallen off the crown! I was speechless. While they were giving it to me, Charles said that my food was even better than Gordon Ramsey's. The look on Gordon's face when he heard what The King said was a sight I will never forget.

A small black musical note icon is positioned to the right of the text.

Since the Coronation, I have had a lot of offers. My life has truly changed forever.'

A small white circle is located to the right of the text.

Catching a Penguin (it's harder than you think)

A small penguin has escaped the zoo.

Bertie was last seen Scooting across the path in front of the aquarium last week.

Capturing the slippery little penguin was going to be a hard task.

Down in the zoo head office, the keepers were all shouting over each other with ideas on what to do.

Eddie (One of the zoos newer zookeepers) suggested getting a huge net, so big that it would wrap around the world, surely that would catch Bertie somewhere?

For goodness sake, Eddie, we only want to catch one penguin, not every penguin in the world!"

Getting more penguins would cover the fact we are missing one though, wouldn't it?" The keepers pondered on this idea for a moment.

How about we try to lure him in with bait?"

I can't see how that would work. Bertie doesn't like anything."

Just because he doesn't like fish, doesn't like ANYTHING..."

Kippers!" Exclaimed one of the keepers. "He doesn't even like kippers!"

Lobster?" suggested Eddie. "Does anyone know if he likes lobster?"

Most definitely not, he put up a fuss about crab's having claw such spiky claws."

Not even if we scoop out the soft bits?" Eddie was getting desperate.

Oh, he can't bare anything being too soft. He even hates his bed; he sleeps on the rocks instead."

Perhaps we are looking at this all the wrong way?" Suggested, Clive, with a sly grin.

Question, what do you mean by that Clive?"

Roger was the penguin master of the zoo, and he had a nasty feeling about Clive's intentions.

Sugary things are the only thing Bertie goes nuts for, I should know, he took my eye out for the last half of my KitKat."

Terrible things, KitKats." Nodded Eddie. "They're like catnip for the serval's too".

Understandably, everyone in the room went silent, thinking of the losses they endured due to sugar.

Versatile as ever, Eddie shifted the focus back onto the matter at hand.

What should we do then? Raid the KitKat factory?" He asked.

Xray vision would help us get in!" Clive announced, almost as if this was his plan all along. "Quick! Fetch the kestrels!"

Yes sir!" The team hurried to the raptor enclosures, to go and gear up the kestrels.

Zookeepers on a mission are a formidable force!



General facts Part 1

- ❑ Norwich Cathedral is an Anglican cathedral.
- ❑ It is the Cathedral church for the Church of England diocese of Norwich.

Construction

- ❑ The Cathedral was begun in 1096 and constructed out of flint and mortar and faced with cream coloured Caen limestone.
- ❑ When it was constructed, two Anglo Saxon churches and an entire settlement were destroyed.

Fact Sheet About Norwich Cathedral by CK

Here is my recommendation for a nice place and some interesting facts about its history.

General facts Part 2

- The Cathedral was completed in 1145 with the Norman wooden spire covered in lead.
- The bosses located within the cloisters of Norwich Cathedral are one of the world's greatest mediaeval sculptural gems that survived iconoclasm of the Tudor and English civil war period.
- Norwich Cathedral has the second largest cloisters in England exceeded only by those at Salisbury Cathedral.
- Norwich Cathedral's spectacular, stratospheric, super spire is 315ft (96m) and is the second tallest in the country.



If any further information is required please visit the website and in person as it is a grand day out for tutors and students and also for an educational trip for the whole family.

There are many river walks and the riverside is just nearby with many restaurants which include Pizza Hut, Bella Italia, Frankie and Benny's, Fatsos; and amusements for the rest of the evening including an Odeon cinema and a trampoline park.

The above amenities are situated near the train station on a long parade next to each other.

If you feel lost look up a paper or printout map before you come.

Extra Note

Iconoclasm means the desertion of one's faith and its icons, literature, symbols or culture.



'Hired Hands' - Exhibition Review by Xander



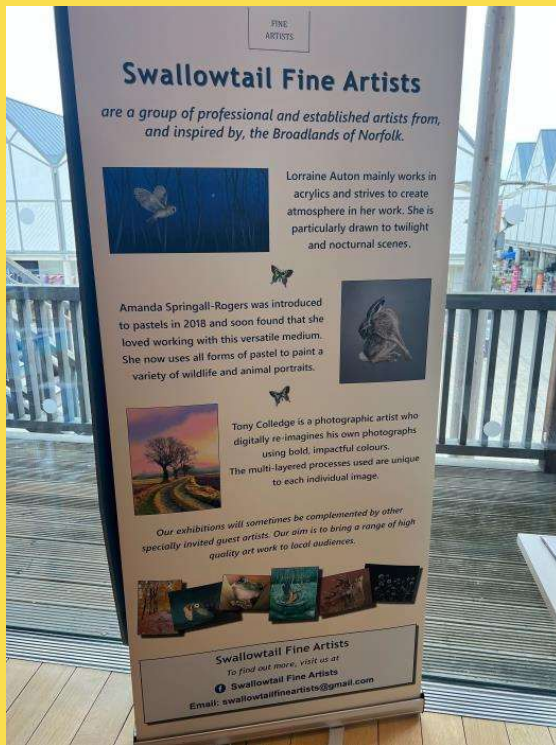
Natalie Faye Lipscomb
The Seventh Floor: An Ascending Infestation

This artwork is dark and gory. You can see inside human bodies. The colour palette is shadowy and dark. It has a sketched style.

The layout is like a collage. The colours work well with the subject. It reminds me of the game 'Deadspace'.

I think the artist wants the viewer to feel uneasy and horrified.

'Swallowtail Fine Artists' - Exhibition Review by Xander



Lorraine Auton *Raven*

This image is painted in a realistic style.

I like it because it has a gothic feeling.



Beyond the Reeds - an exhibition review by Maria


The Beyond the Reeds art exhibition was an exhibition at Snape Maltings in the Dovecote studio. Focusing on the wildlife and Minsmere run by the Suffolk craft society. They started the exhibit in Snape Maltings then they are going to move on in the summer to Minsmere and display the works as a trail during the summer of 2023. After that they will be moving on to Southwold.



This is a tapestry. This tapestry uses a lot of cool colours for the sky with warm colours for what looks like the sun. It has hints of green for the grass and some light rays. Of course, it isn't finished without some birds that strangely look like lapwings! This was created by Liz Chester.



This is our favourite piece, it is a mosaic of the water, some ducks and some reeds. I especially like the marble effect created with the ceramic tile at the back. It is a marble with a light blue, medium blue, dark blue and white. It reminds me of when you marble fondant, yes it makes me hungry! I can't imagine how long it took and how mad you would be if you broke a piece as you were putting it in.



This is another weaving piece using a lot of thread and some nice blues and whites with the occasional hint of red. It looks like a tartan piece of fabric to make a kilt.





This is an information plaque with lots of details about all of the makers from the Suffolk craft society explaining some of the techniques they use and some of their other pieces of work.

In conclusion it was smaller than expected but it was very educational to see different art variations based on the same themes and seeing how other people interpret the world around us. They all used more cool colours than warm colours, so more blues than reds.



Interview with Lapwing student, Arohn

Can you start by telling me a little about your Lapwing journey.

I started with Lapwing in September 2022 and have been studying English and maths. I also did my CSCS card (CSCS stands for the Construction Skills Certification Scheme) and you need it to be able to work on building sites.

I had to learn about the rules of working on site, the different hazards including gas, fire, electricity and slips trips and falls.

To get the card you must take a test and achieve a score of at least 45/50. When the card comes through you do an induction and go through the rules of the site with a site manager.

I also did work experience with Ben Burgess in Norwich who sell John Deere tractors and farm machinery and Cookes Music Shop in Norwich.

What did you learn about yourself this year?

I'm much more mature and I find it easier to work and get things done. I don't give up so easily now because I believe in myself much more. I'm really proud that I got the CSCS card and was able to start a part time placement at a building site in Wymondham.



Tell us about what you do on the building site.

When I arrive, I have to sign in and then have a coffee so I'm awake! Then I put my hi vis jacket on. I will already have my steel cap boots and hard hat on. I also wear gloves to protect my hands, but you don't have to wear them. Then I crack on with work. On my first day I started off by cleaning and sweeping up fallen cement and dust. Then I helped to put some scaffolding together which means that I had to put poles together with brackets and then tighten it up with a wrench. We made sure that they were straight with a leveller.

I stacked the concrete blocks into groups of 4 and then I swept up again. I also had to get a trowel and fill some gaps with some cement. I had to learn how to take some cement, make it workable and scoop it up. This is a basic bricklaying skill.

At the end of my shift, we were all given an ice cream, it was a really hot day.

I'm working with two bricklayers. One is called Duct tape (his nickname) and James and I'm learning from them so that I can eventually become a bricklayer too which is what I really want to do.

What do you like about being on the building site?

I get to communicate with people and laugh together. I can make friends with other bricklayers, and I really like helping out. I don't think that I would have been able to do all of this before I joined Lapwing.



What are your plans for next year?

My plan is to carry on learning so that I can get a paid job on a building site. I've got my provisional driving license and I want to learn to drive and take my test so that I can get to sites.

And finally... quick fire questions

Air guitar or air drums? Neither, why would I? I can play the real thing!

Peanut butter or Nutella? Nutella. I do like peanut butter with apple though.

Netflix or Disney? Netflix

Coffee or tea? Coffee, I hate tea.

City or countryside? City, there's more to do.

Nike or Adidas? Definitely Nike - unless someone paid me to wear Adidas.

Mercedes or Tesla? Mercedes because Lewis Hamilton drives for them.



Dear Lapwing,


I have been with Lapwing for 3 years and now I am leaving. It's always sad to say goodbye and I don't think this goodbye will be much different. I have done so many different things with my time here with you all and those memories will be something I hold on to for a long time.

I enjoyed all the different opportunities Lapwing gave me which were full of experiences I never would have had otherwise. I went to places like Easton farm park and Dog Squad, and I went on a school trip to Harry Potter studios! I enjoyed being able to take part in activities with other students and making new friends.

I've enjoyed taking part in the student magazine which is why I have chosen to write this here. This magazine has been such a joy to be a part of whether it was editing or writing my own section.

I will miss everyone so much, but I am so lucky that I got to be a part of this experience. Thank you, Lapwing for everything you have done for me. I am so lucky to have met you all. On to my next adventure.

Lots of Love
Stevie
xxx



"It's time for your next adventure."
"I don't know what I'm going to do tomorrow."
"How exciting!" - Night in the Museum Robin Williams



Would you like to be a contributor or guest editor for the next issue? Register your interest with your Lapwing Tutor.

We would be interested to see articles about anything that interests you! It might be:

- recipe ideas
- hobbies that you might follow – both within Lapwing and outside
- book / film / music / game reviews
- puzzle pages
- tech bits and pieces
- artwork
- languages
- places to visit,
- historical information
- or any other ideas you may have!



THANKS!

CREDITS: This presentation template was created by **Slidesgo**, and includes icons by **Flaticon** and infographics & images by **Freepik**

Thanks to all our contributors and readers!

